

# EuroPHit\_OP25\_IGPH\_Stacken\_Sweden

Roof-wall connection and PV

Scale

1:10 @ A4

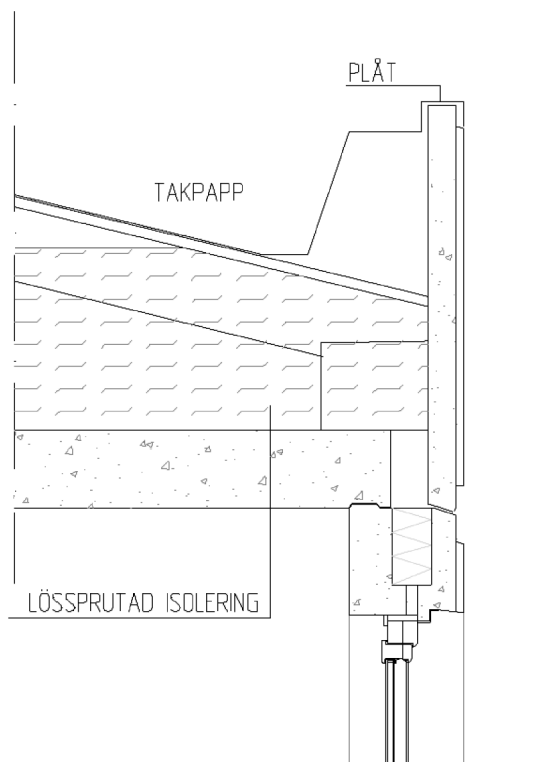
Author

Ingo Theoboldt

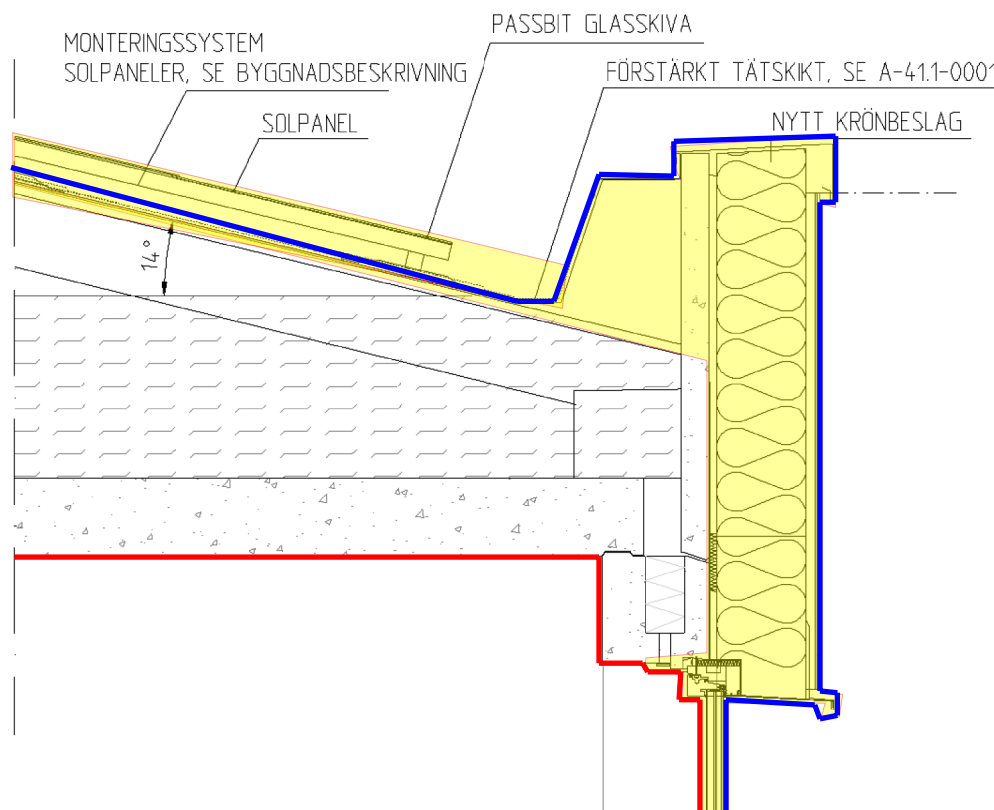
Date



EXISTING



1 STEP



## COLOR CODE


 Existing building

 Step 1

 Step 2

 Step 3

 Step 4

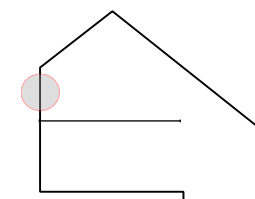
 temporary works  
(in between steps)

 Airtight layer

 Water/Windtight layer

## DESCRIPTION/CHALLENGES

The new windows will be placed further out, the bearing part on the edge of the concrete layer, the insulation part in the insulation layer.



Co-funded by the Intelligent Energy Europe Programme of the European Union

The sole responsibility for the content of this publication lies with the authors. It does not necessarily reflect the opinion of the European Union. Neither the EACI nor the European Commission are responsible for any use that may be made of the information contained therein.

**EuroPHit**